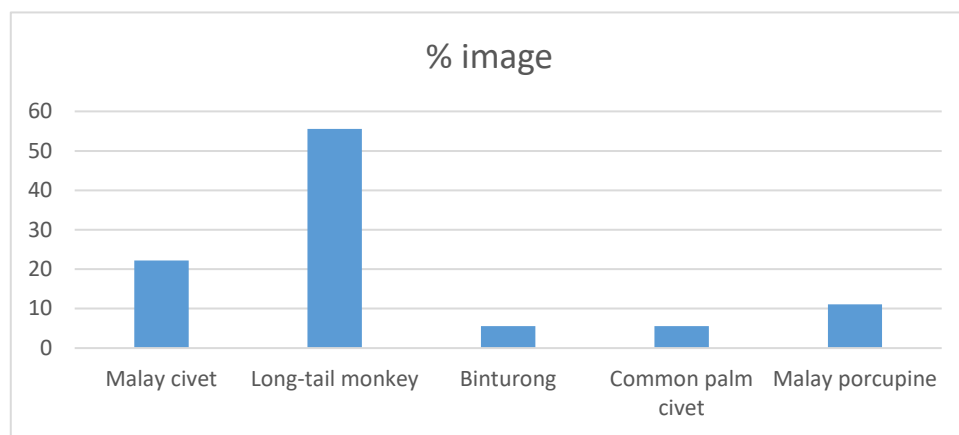


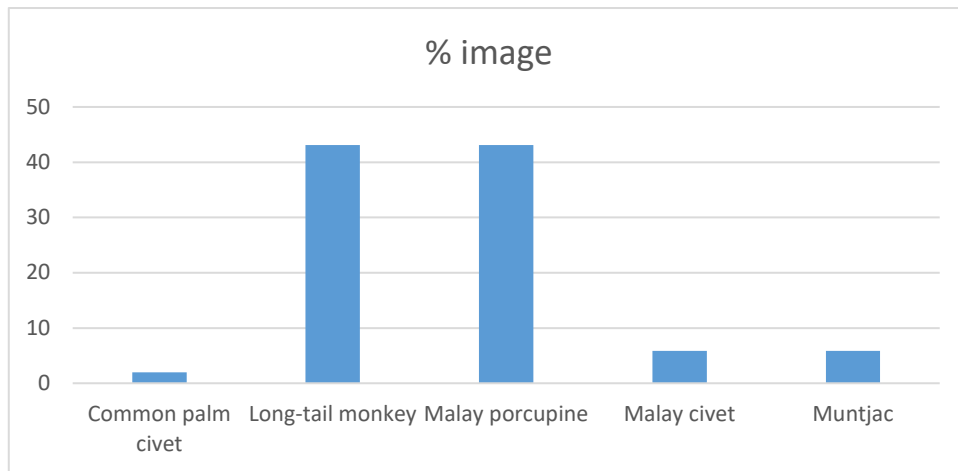
CT1 - JANUARY 2016

Common species	No. of image	Percentage species detection/day (%)	% image
Malay civet	4	0.74	22.22
Long-tail monkey	10	1.85	55.55
Binturong	1	0.18	5.55
Common palm civet	1	0.18	5.55
Malay porcupine	2	0.37	11.11



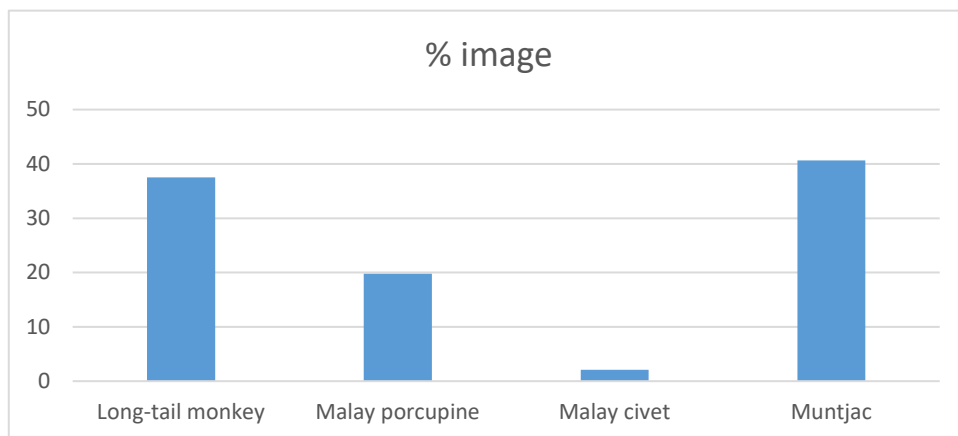
CT1 - FEBRUARY 2016

Common species	No. of image	Percentage species detection/day (%)	% image
Common palm civet	1	0.06	1.96
Long-tail monkey	22	1.43	43.13
Malay porcupine	22	1.43	43.13
Malay civet	3	0.19	5.88
Muntjac	3	0.19	5.88



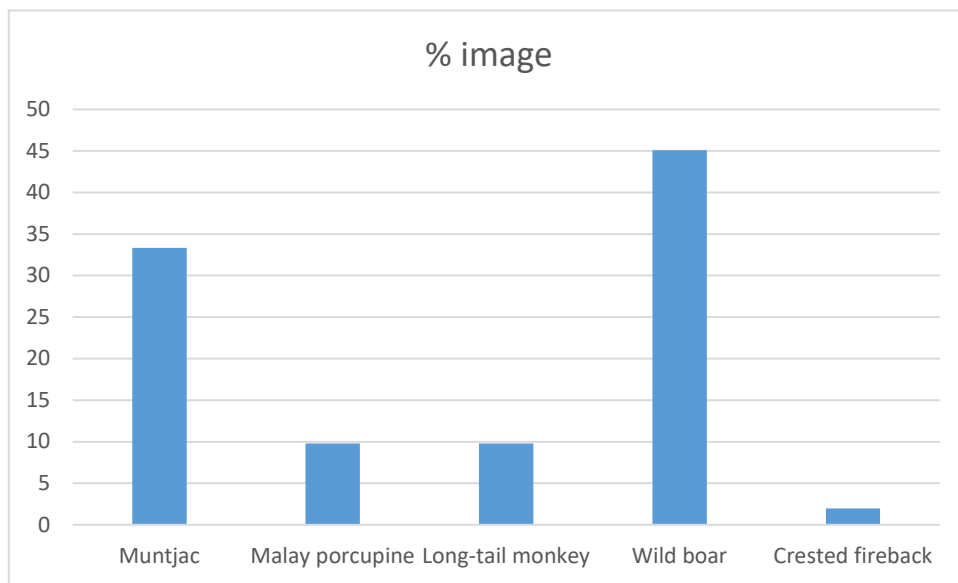
CT1 - MARCH 2016

Common species	No. of image	Percentage species detection/day (%)	% image
Long-tail monkey	36	1.25	37.5
Malay porcupine	19	0.65	19.79
Malay civet	2	0.69	2.08
Muntjac	39	1.35	40.63



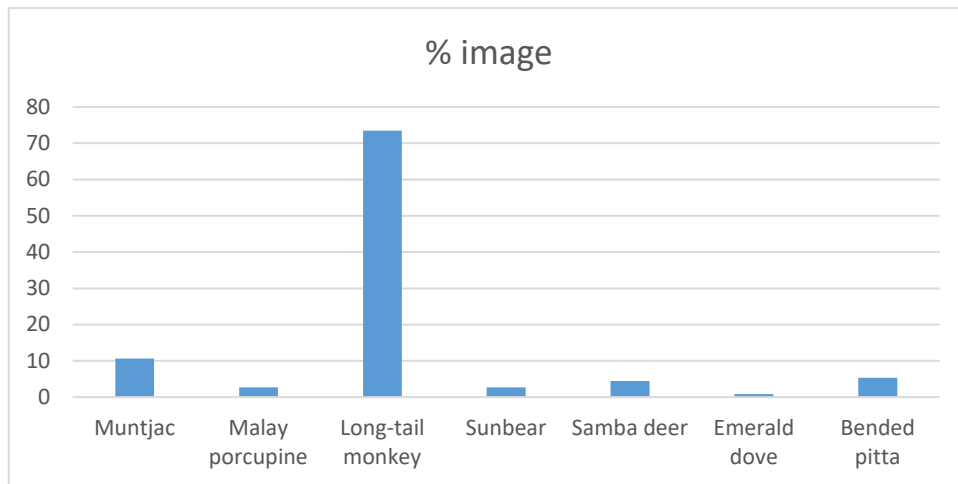
CT1 - APRIL 2016

Common species	No. of image	Percentage species detection/day (%)	% image
Muntjac	17	1.11	33.33
Malay porcupine	5	0.32	9.8
Long-tail monkey	5	0.32	9.8
Wild boar	23	1.5	45.09
Crested backfire	1	0.06	1.96



CT1 - MAY 2016

Common species	No. of image	Percentage species detection/day (%)	% image
Muntjac	12	0.35	10.61
Malay porcupine	3	0.08	2.65
Long-tail monkey	83	2.44	73.45
Sunbear	3	0.08	2.65
Samba deer	5	0.14	4.42
Emerald dove	1	0.02	0.88
Bended pitta	6	0.17	5.31

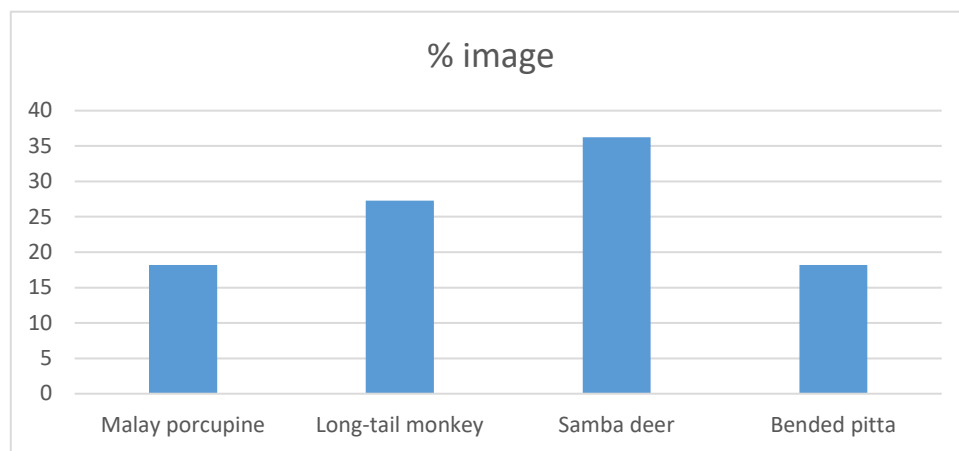


CT1 - JUNE 2016

Common species	No. of image	Percentage species detection/day (%)	% image
Muntjac			
Long-tail monkey			
Samba deer			
Malay porcupine			
Bended pitta			

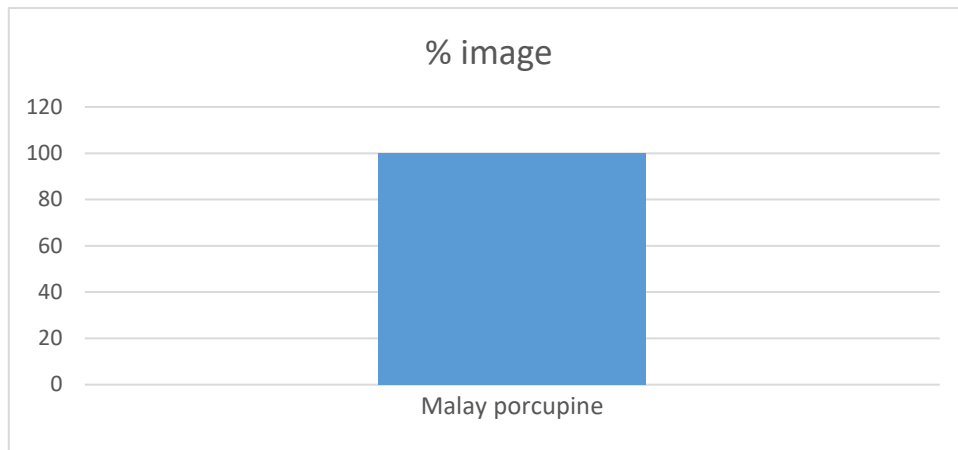
CT1 - JULY 2016

Common species	No. of image	Percentage species detection/day (%)	% image
Malay porcupine	4	0.6	18.18
Long-tail monkey	6	0.9	27.27
Samba deer	8	1.21	36.26
Bended pitta	4	0.6	18.18



CT1 - AUGUST 2016

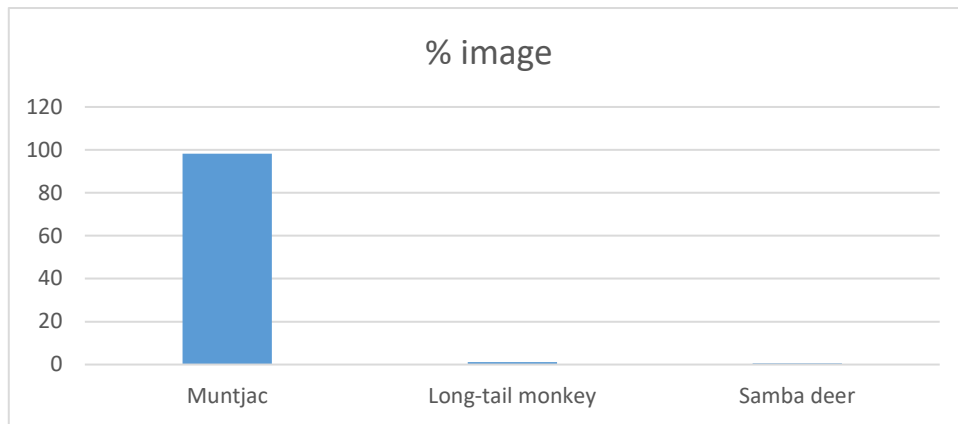
Common species	No. of image	Percentage species detection/day (%)	% image
Malay porcupine	13	3.33	100



***NOTE : The data images for September, October, November and December are not available as the camera is damaged.

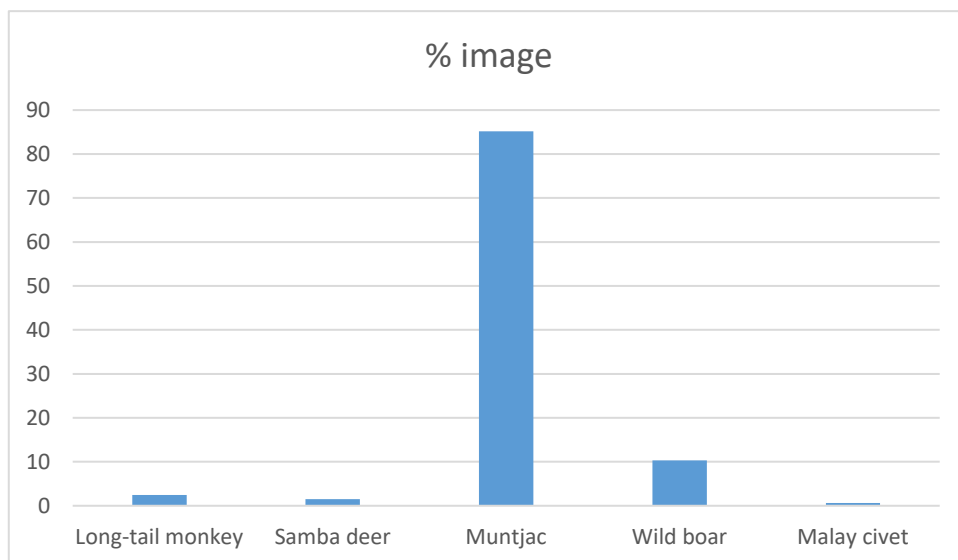
CT2 - JANUARY 2016

Common species	No. of image	Percentage species detection/day (%)	% image
Muntjac	492	3.27	98.2
Long-tail monkey	6	0.03	1.19
Samba deer	3	0.01	0.59



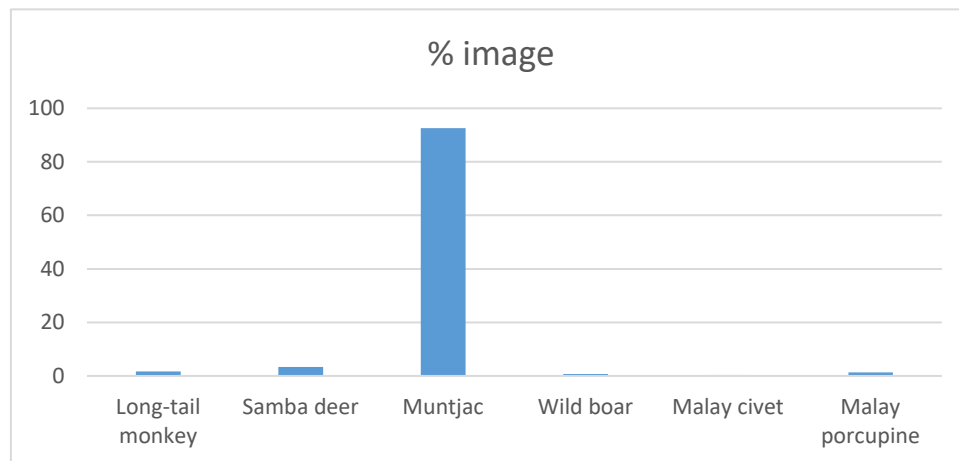
CT2 - FEBRUARY 2016

Common species	No. of image	Percentage species detection/day (%)	% image
Long-tail monkey	8	0.08	2.42
Samba deer	5	0.05	1.51
Muntjac	281	2.83	85.15
Wild boar	34	0.34	10.3
Malay civet	2	0.02	0.6



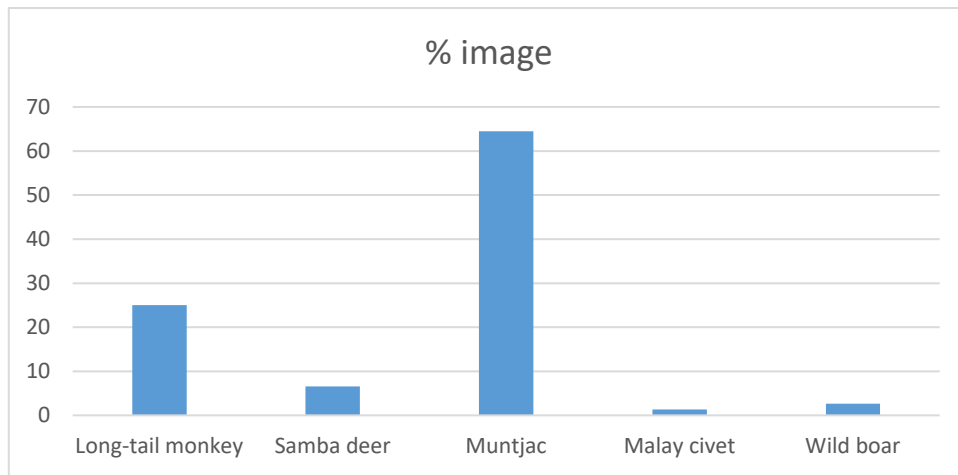
CT2 - MARCH 2016

Common species	No. of image	Percentage species detection/day (%)	% image
Long-tail monkey	5	0.05	1.69
Samba deer	10	0.11	3.38
Muntjac	273	3.08	92.54
Wild boar	2	0.02	0.67
Malay civet	1	0.01	0.33
Malay porcupine	4	0.04	1.35



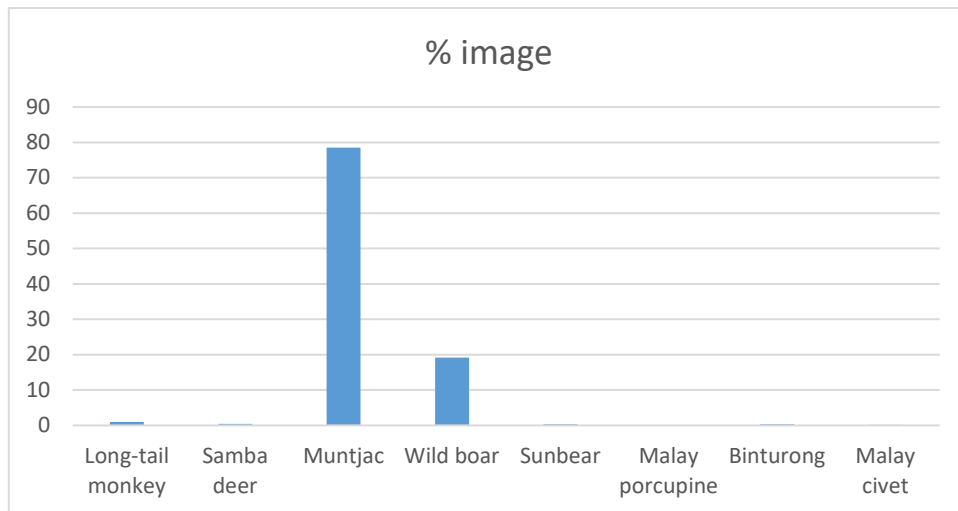
CT2 - APRIL 2016

Common species	No. of image	Percentage species detection/day (%)	% image
Long-tail monkey	19	0.83	25
Samba deer	5	0.21	6.57
Muntjac	49	2.14	64.47
Malay civet	1	0.04	1.31
Wild boar	2	0.08	2.63



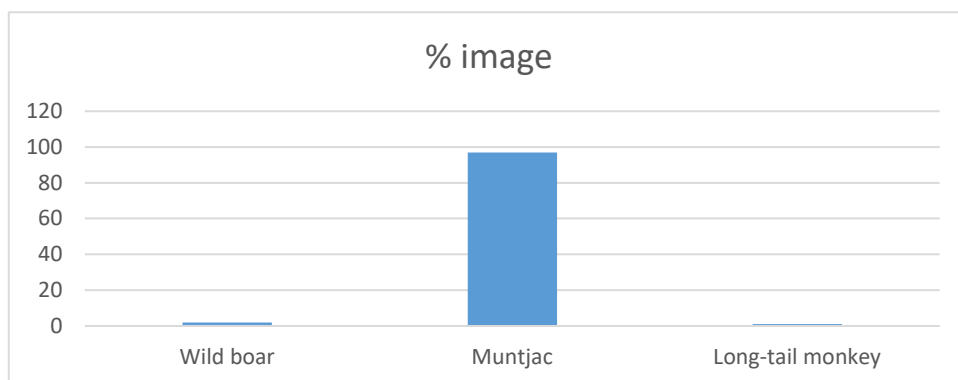
CT2 - MAY 2016

Common species	No. of image	Percentage species detection/day (%)	% image
Long-tail monkey	10	0.03	1.01
Samba deer	4	0.01	0.4
Muntjac	776	2.61	78.54
Wild boar	189	0.63	19.12
Sunbear	3	0.01	0.3
Malay porcupine	1	0	0.1
Binturong	3	0.01	0.31
Malay civet	2	0	0.2



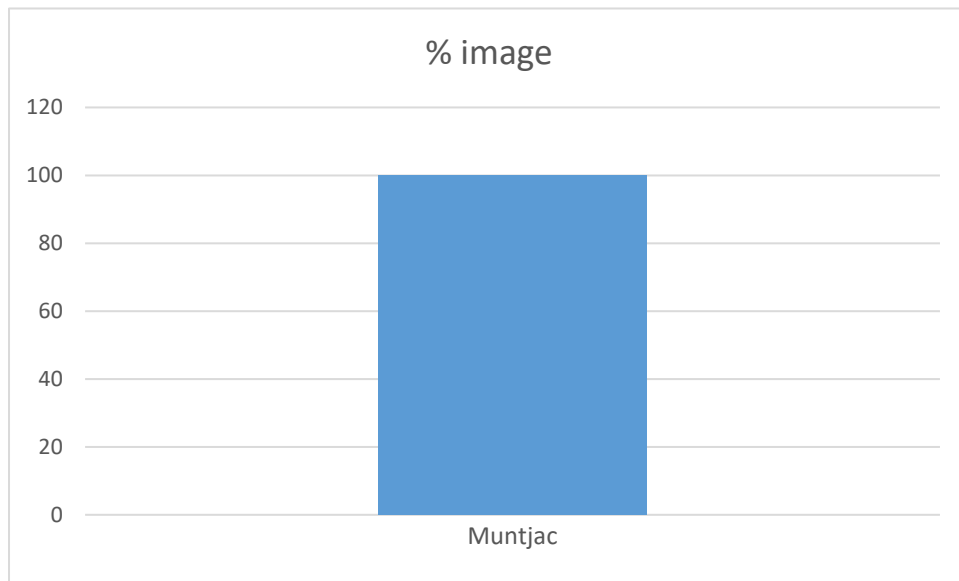
CT2 - JUNE 2016

Common species	No. of image	Percentage species detection/day (%)	% image
Wild boar	2	0.06	2.02
Muntjac	96	3.23	96.96
Long-tail monkey	1	0.03	1.01



CT2 - AUGUST 2016

Common species	No. of image	Percentage species detection/day (%)	% image
Muntjac	60	3.33	100



***NOTE : The data images from CT 2 for September, October, November and December are not available as the camera is damaged while on July, the camera battery was draining.