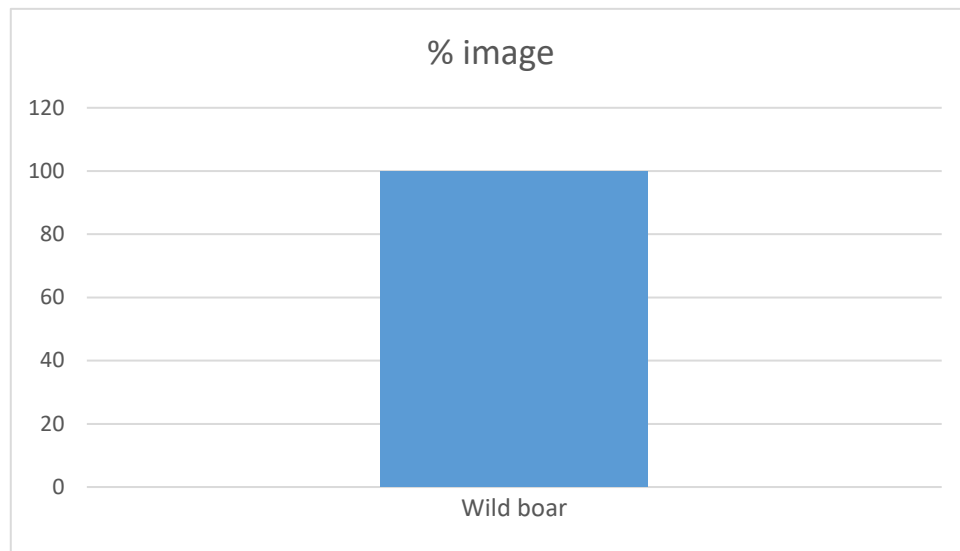


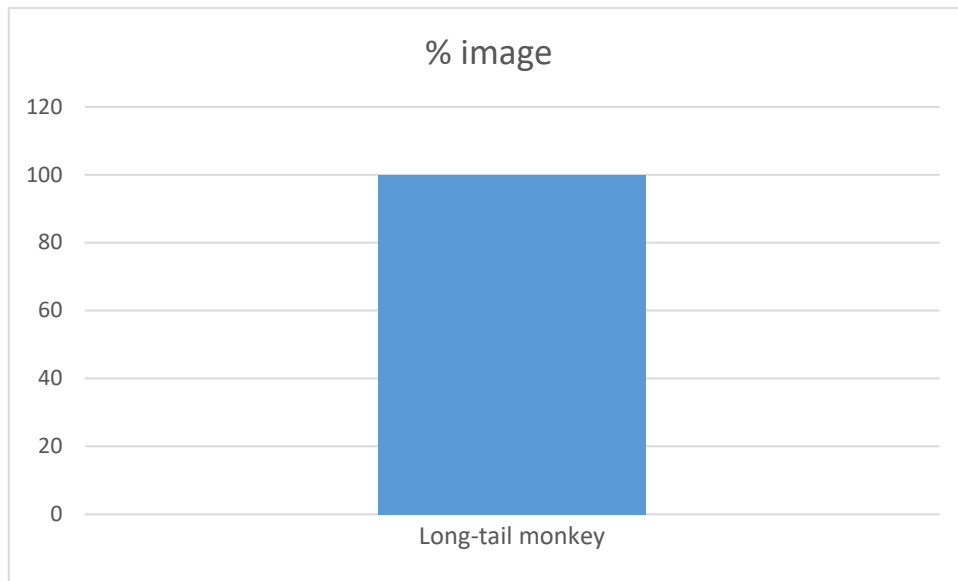
CT1 - FEBRUARY 2017

Common species	No. of image	Percentage species detection/day (%)	% image
Wild boar	49	3.33	100



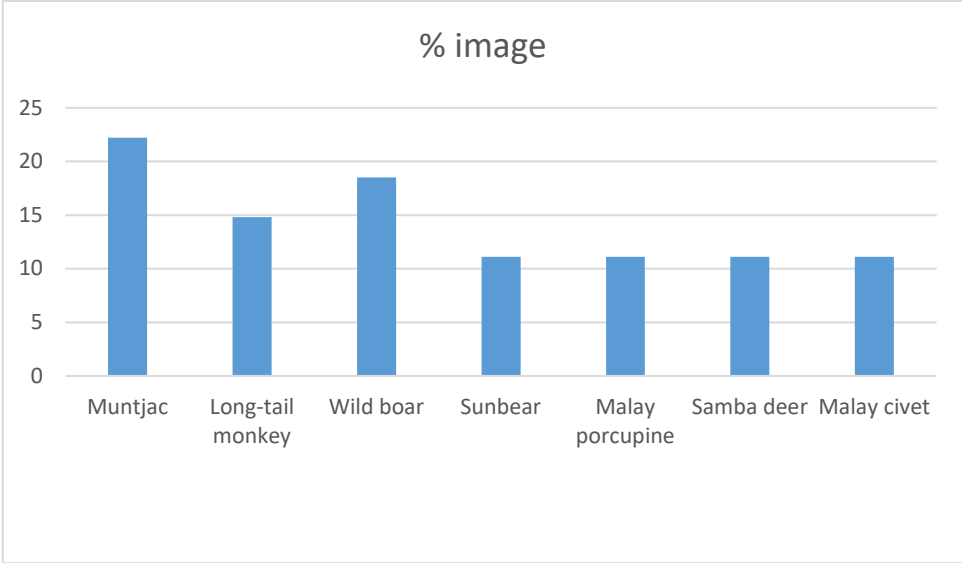
CT1 - MARCH 2017

Common species	No. of image	Percentage species detection/day (%)	% image
Long-tail monkey	1	3.33	100



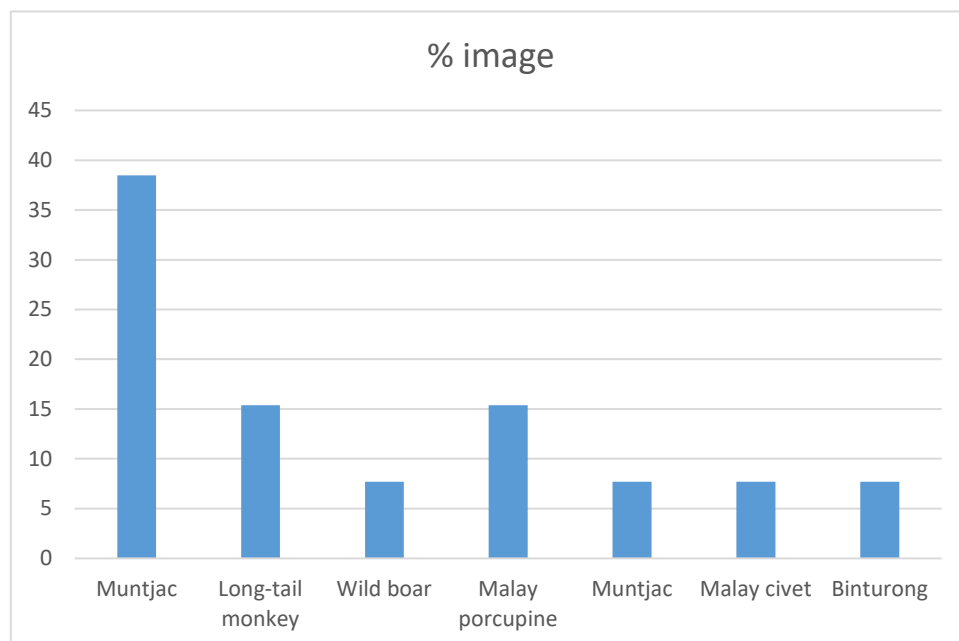
CT2 - MAY 2017

Common species	No. of image	Percentage species detection/day (%)	% image
Muntjac	6	0.74	22.22
Long-tail monkey	4	0.49	14.81
Wild boar	5	0.61	18.51
Sunbear	3	0.37	11.11
Malay porcupine	3	0.37	11.11
Samba deer	3	0.37	11.11
Malay civet	3	0.37	11.11



CT2 - JUNE 2017

Common species	No. of image	Percentage species detection/day (%)	% image
Muntjac	5	1.28	38.46
Long-tail monkey	2	0.51	15.38
Wild boar	1	0.25	7.69
Malay porcupine	2	0.51	15.38
Muntjac	1	0.25	7.69
Malay civet	1	0.25	7.69
Binturong	1	0.25	7.69



CT2 - JULY 2017

Common species	No. of image	Percentage species detection/day (%)	% image
Muntjac	2	0.74	22.22
Long-tail monkey	2	0.74	22.22
Wild boar	1	0.37	11.11
Sunbear	1	0.37	11.11
Malay civet	1	0.37	11.11
Samba deer	2	0.74	22.22

